

# TAYLOR KING

Please print the document at 100% for an accurate scale results.

## TAYLOR MADE: STANDARD

Design your own seating arrangement with Taylor Made by Taylor King. Arrange it to suit your specific needs, and select your favorite back cushion, arm and base styles. In just five easy steps, you have a custom sectional, sofa, loveseat or chair that's uniquely your own.

### STEP 1 STANDARD DEPTH:

STANDARD - DEPTH 39.5"

**SOFA, LOVESEAT AND CHAIRS / SECTIONAL PIECES:**  
 Overall height-38" / Overall depth-39.5" /  
 Inside depth-22" / Arm height-24.5" / Seat height-20.5"  
 Upholstered base version (-8) available in leather.  
 1/2" French Natural nails are standard on leather.  
 19" Throw Pillows

### STEP 2 CHOOSE YOUR BACK: LOOSE STANDARD / SEMI-ATTACHED OPTIONAL



44 SQUARE BOX BORDER BACK



45 ROUND BOX BORDER BACK



46 KNIFE EDGE BORDER BACK



47 BOX BORDER BACK / NO "T" SHAPE

### STEP 3 CHOOSE YOUR SEATING: YOUR CHOICE OF OTTOMAN, CHAIR, LOVESEAT AND SOFA

Quarter Inch Scale Drawing



4500-0 CORRELATING OTTOMAN FOR -38 H20" D22" W30"



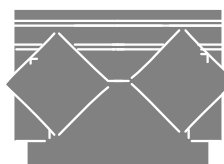
4501-0 BUMPER OTTOMAN H22" D23" W31"



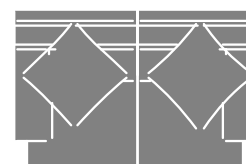
4590-0 CORRELATING OTTOMAN FOR -52 H20" D27" W47"



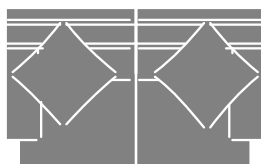
-38 CHAIR W38"



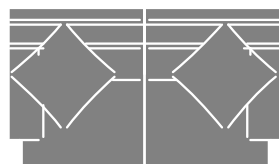
-52 CHAIR & A HALF W52"



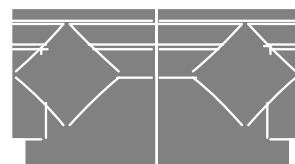
-60 TWO CUSHION LOVESEAT W60"



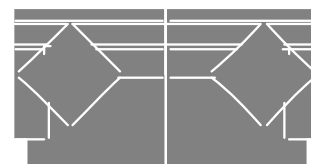
-64 TWO CUSHION LOVESEAT W64"



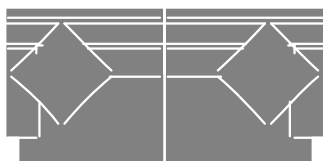
-68 TWO CUSHION LOVESEAT W68"



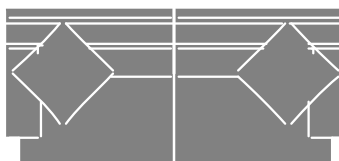
-72 TWO CUSHION MINI SOFA W72"



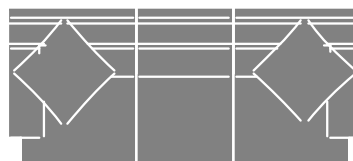
-76 TWO CUSHION MINI SOFA W76"



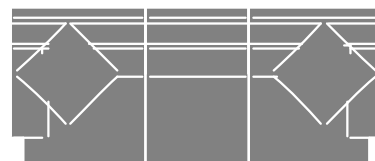
-80 TWO CUSHION SOFA W80"




-84 TWO CUSHION SOFA W84"




-88 THREE CUSHION SOFA W88"



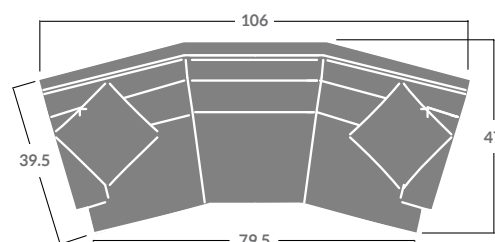
-92 THREE CUSHION SOFA W92"



-96 THREE CUSHION SOFA W96"



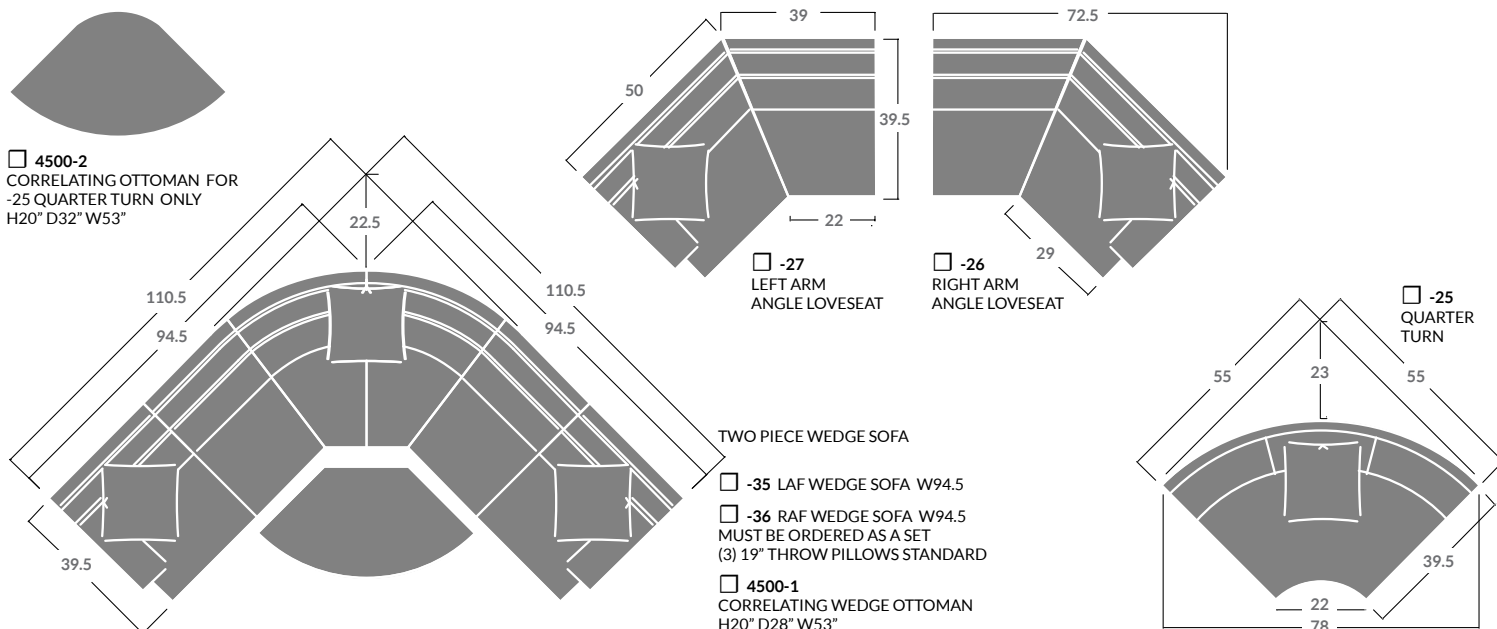
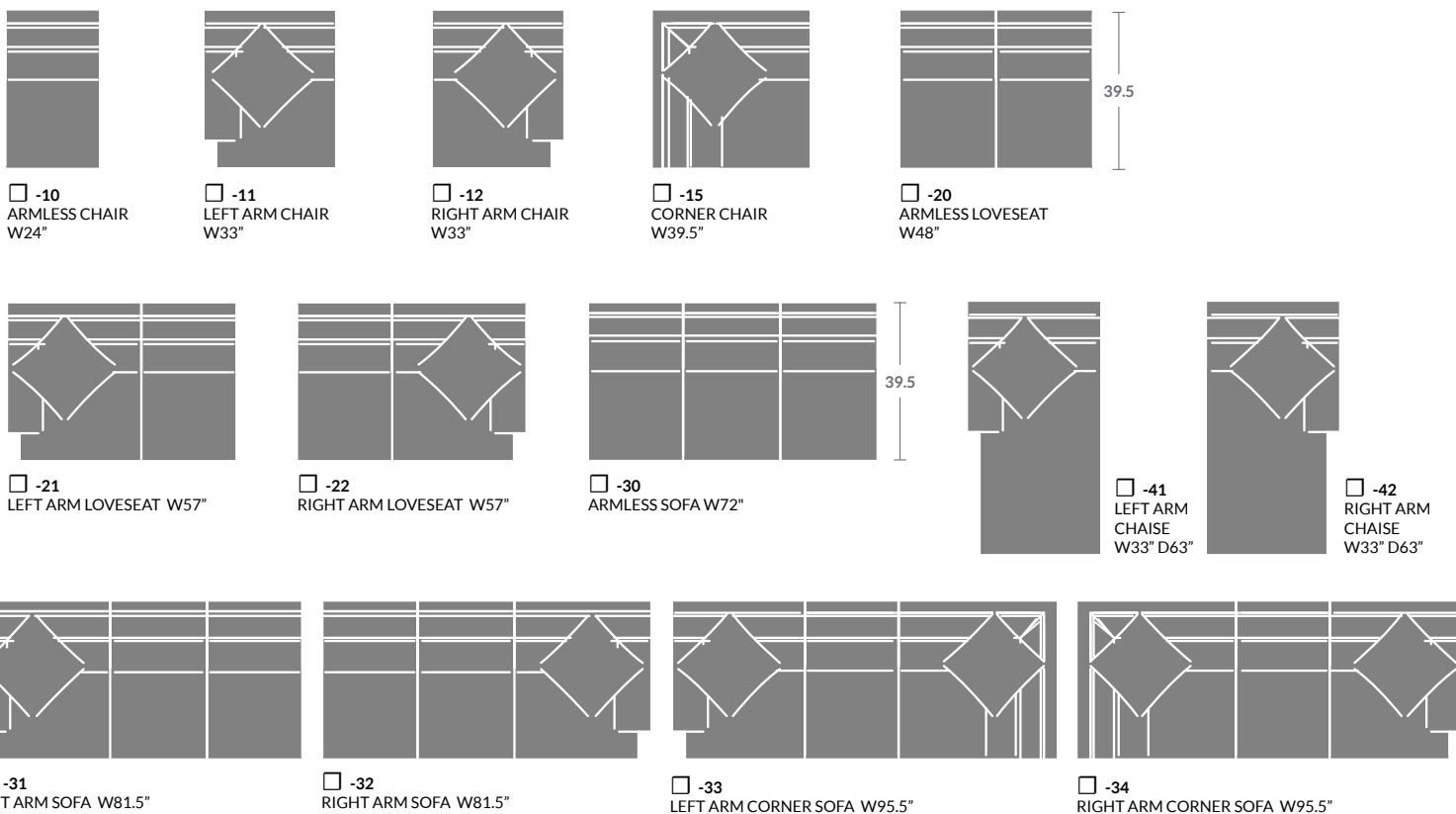
-112 FOUR CUSHION SOFA W112"



-106 CONVERSATION SOFA W106"

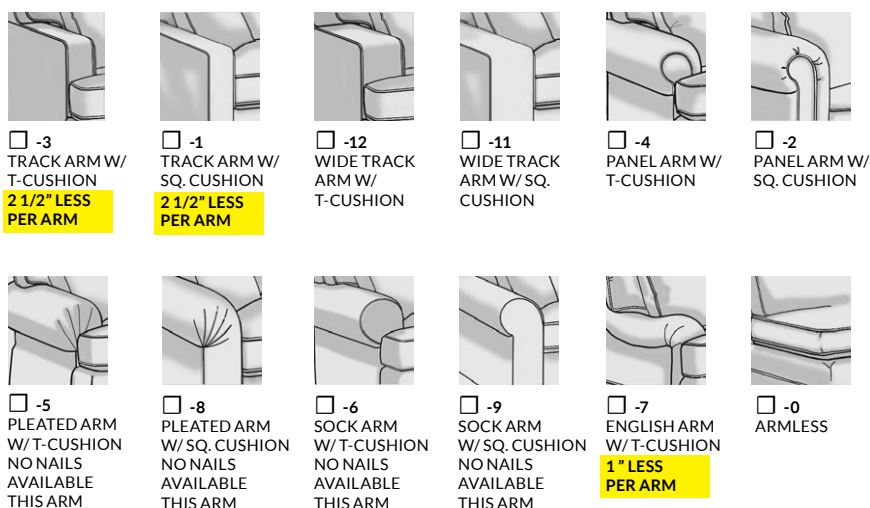
# STEP 3 CHOOSE YOUR SEATING: YOUR CHOICE OF SECTIONAL PIECES

Quarter Inch Scale Drawing

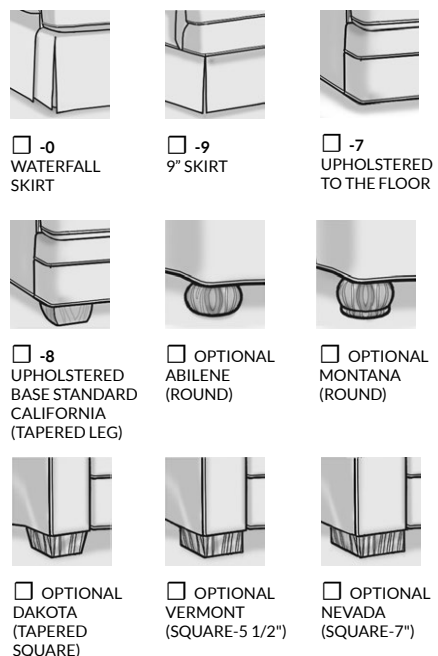


# STEP 4 CHOOSE YOUR ARM:

TRACK ARM - CHAIR 5"/SOFA 6"  
 ENGLISH ARM - CHAIR 6.5"/SOFA 7.5"  
 ALL OTHERS - CHAIR 7.5"/SOFA 8.5"



# STEP 5 CHOOSE YOUR BASE STYLE:



# TAYLOR KING

Please print the document at 100% for an accurate scale results.

## TAYLOR MADE: PLUSH

Design your own seating arrangement with Taylor Made by Taylor King. Arrange it to suit your specific needs, and select your favorite back cushion, arm and base styles. In just five easy steps, you have a custom sectional, sofa, loveseat or chair that's uniquely your own.

### STEP 1 PLUSH DEPTH:

PLUSH - DEPTH 41.5"

**SOFA, LOVESEAT AND CHAIRS / SECTIONAL PIECES:**  
 Overall height-38" / Overall depth-41.5" /  
 Inside depth-24" / Arm height-24.5" / Seat height-20.5"  
 Upholstered base version (-8) available in leather.  
 1/2" French Natural nails are standard on leather.  
 19" Throw Pillow - Arms & Corners  
 21" Throw Pillow - Arms Only

### STEP 2 CHOOSE YOUR BACK: LOOSE STANDARD / SEMI-ATTACHED OPTIONAL



44 SQUARE BOX BORDER BACK



45 ROUND BOX BORDER BACK



46 KNIFE EDGE BORDER BACK



47 BOX BORDER BACK / NO "T" SHAPE

### STEP 3 CHOOSE YOUR SEATING: YOUR CHOICE OF OTTOMAN, CHAIR, LOVESEAT AND SOFA

Quarter Inch Scale Drawing



4500-0 CORRELATING OTTOMAN FOR -38 H20" D22" W30"



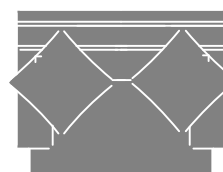
4501-0 BUMPER OTTOMAN H22" D23" W31"



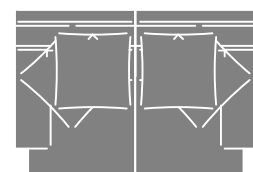
4590-0 CORRELATING OTTOMAN FOR -52 H20" D27" W47"



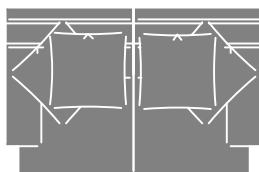
-38 CHAIR W38"



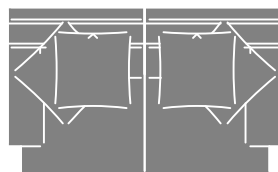
-52 CHAIR & A HALF W52"



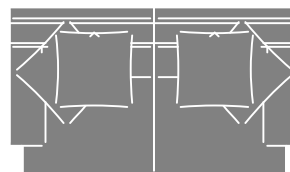
-60 TWO CUSHION LOVESEAT W60"



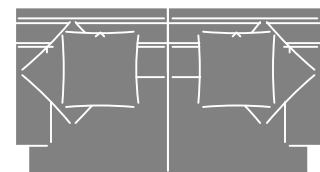
-64 TWO CUSHION LOVESEAT W64"



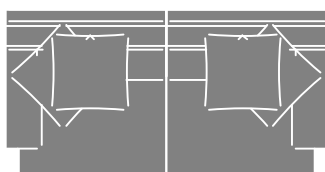
-68 TWO CUSHION LOVESEAT W68"



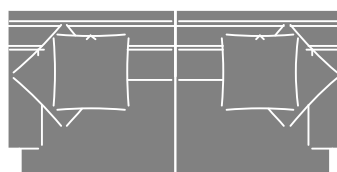
-72 TWO CUSHION MINI SOFA W72"



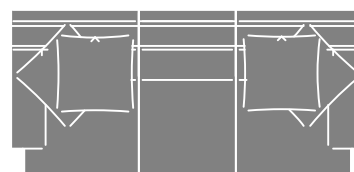
-76 TWO CUSHION MINI SOFA W76"



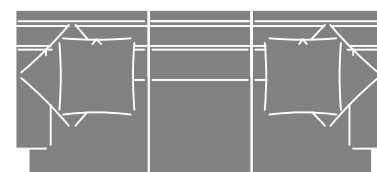
-80 TWO CUSHION SOFA W80"



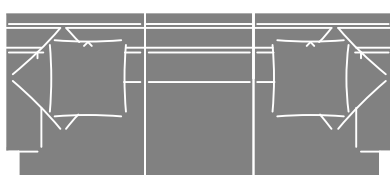
-84 TWO CUSHION SOFA W84"




-88 THREE CUSHION SOFA W88"



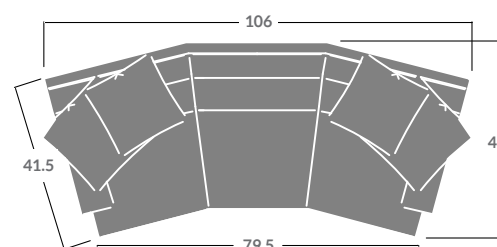
-92 THREE CUSHION SOFA W92"



-96 THREE CUSHION SOFA W96"



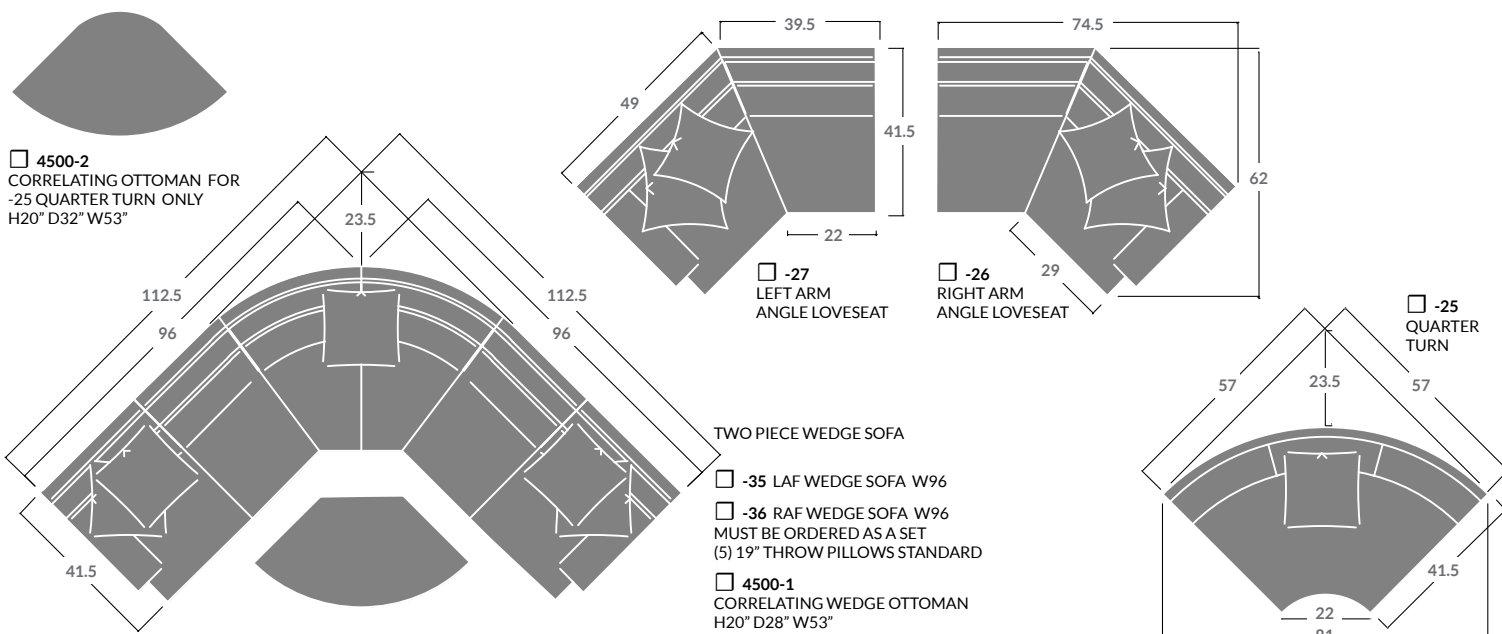
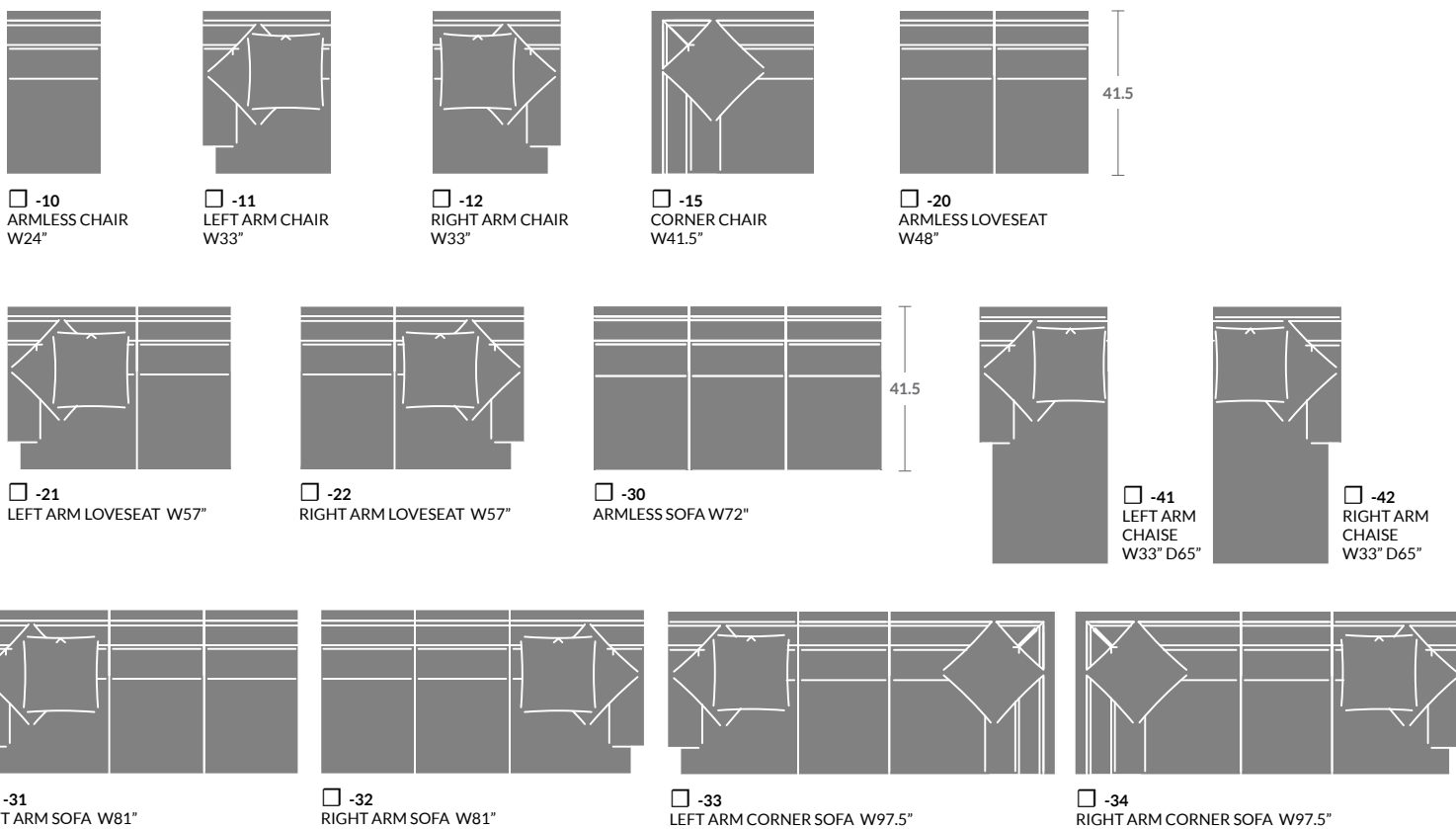
-112 FOUR CUSHION SOFA W112"



-106 CONVERSATION SOFA W106"

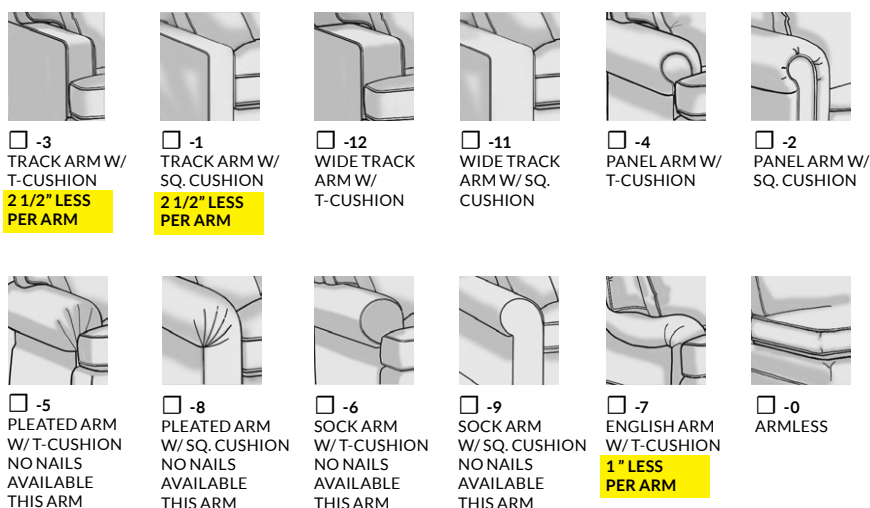
# STEP 3 CHOOSE YOUR SEATING: YOUR CHOICE OF SECTIONAL PIECES

Quarter Inch Scale Drawing

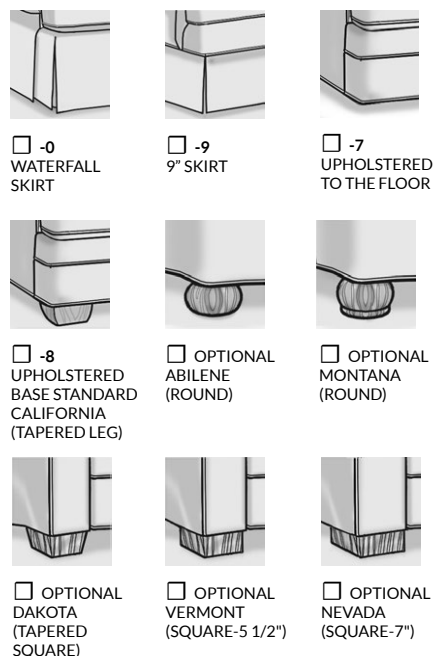


# STEP 4 CHOOSE YOUR ARM:

TRACK ARM - CHAIR 5"/SOFA 6"  
 ENGLISH ARM - CHAIR 6.5"/SOFA 7.5"  
 ALL OTHERS - CHAIR 7.5"/SOFA 8.5"



# STEP 5 CHOOSE YOUR BASE STYLE:



# TAYLOR KING

Please print the document at 100% for an accurate scale results.

## TAYLOR MADE: CONTINENTAL

Design your own seating arrangement with Taylor Made by Taylor King.

Arrange it to suit your specific needs, and select your favorite back cushion, arm and base styles.

In just five easy steps, you have a custom sectional, sofa, loveseat or chair that's uniquely your own.

### STEP 1 CONTINENTAL DEPTH:

CONTINENTAL - DEPTH 44.5"

**SOFA, LOVESEAT AND CHAIRS / SECTIONAL PIECES:**  
 Overall height-38" / Overall depth-44.5" /  
 Inside depth-27" / Arm height-24" / Seat height-20.5"  
 Upholstered base version (-8) available in leather.  
 1/2" French Natural nails are standard on leather.  
 19" Throw Pillows

### STEP 2 CHOOSE YOUR BACK: LOOSE STANDARD / SEMI-ATTACHED OPTIONAL



44 SQUARE BOX BORDER BACK



45 ROUND BOX BORDER BACK



46 KNIFE EDGE BORDER BACK



47 BOX BORDER BACK / NO "T" SHAPE

### STEP 3 CHOOSE YOUR SEATING: YOUR CHOICE OF OTTOMAN, CHAIR, LOVESEAT AND SOFA

Quarter Inch Scale Drawingvvg



4500-0 CORRELATING OTTOMAN FOR -38 H20" D22" W30"



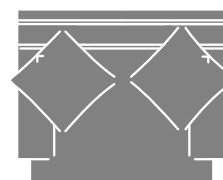
4501-0 BUMPER OTTOMAN H22" D23" W31"



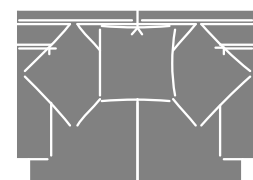
4590-0 CORRELATING OTTOMAN FOR -52 H20" D27" W47"



-38 CHAIR W38"

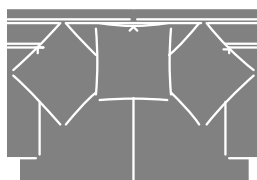


-52 CHAIR & A HALF W52"

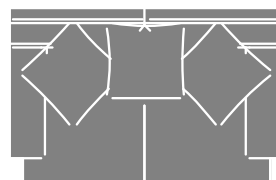


-60 TWO CUSHION LOVESEAT W60"

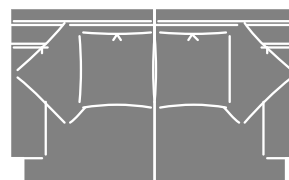
44.5



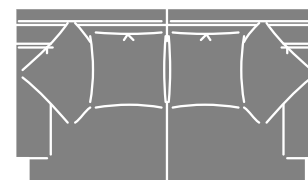
-64 TWO CUSHION LOVESEAT W64"



-68 TWO CUSHION LOVESEAT W68"

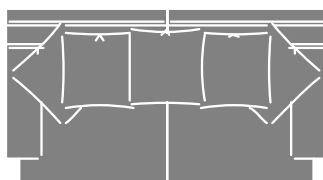


-72 TWO CUSHION MINI SOFA W72"

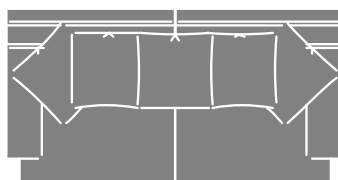


-76 TWO CUSHION MINI SOFA W76"

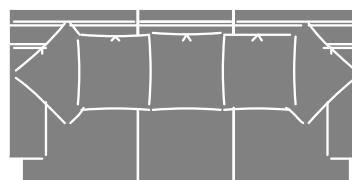
44.5



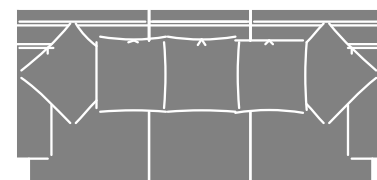
-80 TWO CUSHION SOFA W80"



-84 TWO CUSHION SOFA W84"



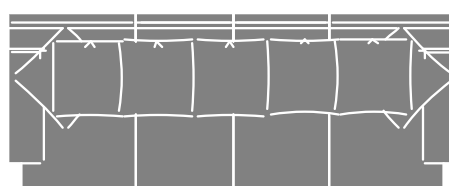
-88 THREE CUSHION SOFA W88"



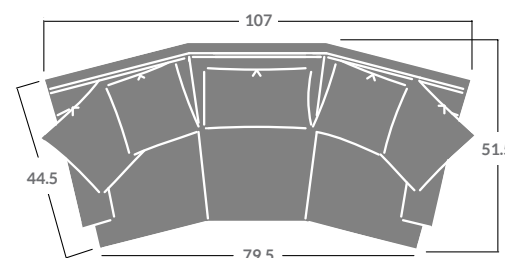
-92 THREE CUSHION SOFA W92"



-96 THREE CUSHION SOFA W96"



-112 FOUR CUSHION SOFA W112"



-106 CONVERSATION SOFA W107"

## STEP 3 CHOOSE YOUR SEATING: YOUR CHOICE OF SECTIONAL PIECES

Quarter Inch Scale Drawing

- 10 ARMLESS CHAIR W24"
- 11 LEFT ARM CHAIR W33"
- 12 RIGHT ARM CHAIR W33"
- 15 CORNER CHAIR W44.5"
- 20 ARMLESS LOVESEAT W48"
- 21 LEFT ARM LOVESEAT W57"
- 22 RIGHT ARM LOVESEAT W57"
- 30 ARMLESS SOFA W72"
- 41 LEFT ARM CHAISE W33" D68"
- 42 RIGHT ARM CHAISE W33" D68"
- 31 LEFT ARM SOFA W81.5"
- 32 RIGHT ARM SOFA W81.5"
- 33 LEFT ARM CORNER SOFA W100.5"
- 34 RIGHT ARM CORNER SOFA W100.5"
- 4500-2 CORRELATING OTTOMAN FOR -25 QUARTER TURN ONLY H20" D32" W53"
- 27 LEFT ARM ANGLE LOVESEAT
- 26 RIGHT ARM ANGLE LOVESEAT
- 25 QUARTER TURN
- 35 LAF WEDGE SOFA W98.5
- 36 RAF WEDGE SOFA W98.5 MUST BE ORDERED AS A SET (10) 19" THROW PILLOWS STANDARD
- 4500-1 CORRELATING WEDGE OTTOMAN H20" D28" W53"

## STEP 4 CHOOSE YOUR ARM:

TRACK ARM - CHAIR 5"/SOFA 6"  
 ENGLISH ARM - CHAIR 6.5"/SOFA 7.5"  
 ALL OTHERS - CHAIR 7.5"/SOFA 8.5"

- 3 TRACK ARM W/ T-CUSHION **2 1/2" LESS PER ARM**
- 1 TRACK ARM W/ SQ. CUSHION **2 1/2" LESS PER ARM**
- 12 WIDE TRACK ARM W/ T-CUSHION
- 11 WIDE TRACK ARM W/ SQ. CUSHION
- 4 PANEL ARM W/ T-CUSHION
- 2 PANEL ARM W/ SQ. CUSHION
- 5 PLEATED ARM W/ T-CUSHION NO NAILS AVAILABLE THIS ARM
- 8 PLEATED ARM W/ SQ. CUSHION NO NAILS AVAILABLE THIS ARM
- 6 SOCK ARM W/ T-CUSHION NO NAILS AVAILABLE THIS ARM
- 9 SOCK ARM W/ SQ. CUSHION NO NAILS AVAILABLE THIS ARM
- 7 ENGLISH ARM W/ T-CUSHION **1" LESS PER ARM**
- 0 ARMLESS

## STEP 5 CHOOSE YOUR BASE STYLE:

- 0 WATERFALL SKIRT
- 9 9" SKIRT
- 7 UPHOLSTERED TO THE FLOOR
- 8 UPHOLSTERED BASE STANDARD CALIFORNIA (TAPERED LEG)
- OPTIONAL ABILENE (ROUND)
- OPTIONAL MONTANA (ROUND)
- OPTIONAL DAKOTA (TAPERED SQUARE)
- OPTIONAL VERMONT (SQUARE-5 1/2")
- OPTIONAL NEVADA (SQUARE-7")